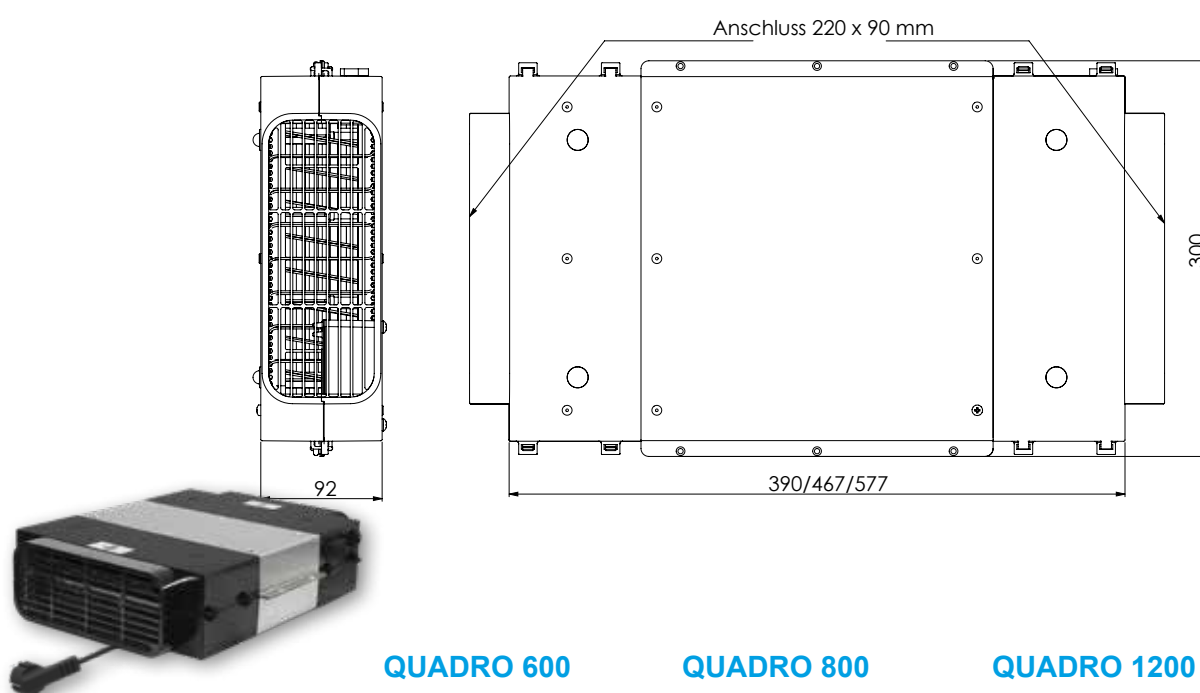


# aira<sup>®</sup>

## QUADRO | Product Info



**QUADRO 600**  
MA 220 x 90 mm

**QUADRO 800**  
MA 220 x 90 mm

**QUADRO 1200**  
MA 220 x 90 mm

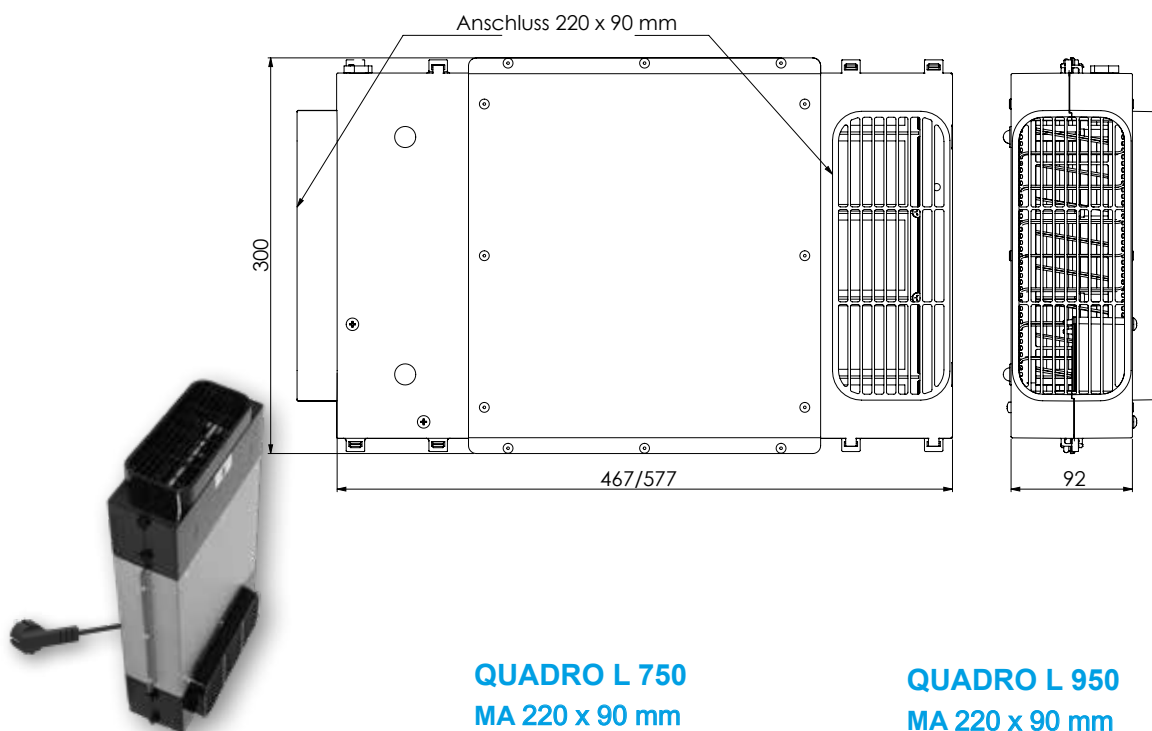
Item no.	8760	8780	8712
Dimensions	390 x 300 x 92 mm	467 x 300 x 92 mm	577 x 300 x 92 mm
Air flow rate	600 m <sup>3</sup> / h	800 m <sup>3</sup> / h	1.200 m <sup>3</sup> / h
Connection voltage	210 - 250 Volt	210 - 250 Volt	210 - 250 Volt
Motor connection	220 x 90 mm	220 x 90 mm	220 x 90 mm
Weight	5,0 kg	6.0 kg	6.5 kg
packaging dimensions	660 x 310 x 110 mm	660 x 310 x 110 mm	660 x 310 x 110 mm
packaging unit	1 Piece	1 Piece	1 Piece
Plug / cable	Schuko/150 cm	Schuko/150 cm	Schuko/150 cm

Contact time / flow velocity: depending on degree of soiling 0.1-1 sec, 2 min / max.  
 pressure difference: at 2 m/s flow, 100 Pa  
 Electrical operation: primary: 210-250 V, 50Hz | secondary: HV approx. 5 KV, 10 Watt  
 Power consumption: max. 10 Watt, max. 3.65 KW p.a. | Standby consumption: max. 0.5 Watt  
 Subject to technical changes!



# aira®

## QUADRO L | Product Info



### QUADRO L 750

#### MA 220 x 90 mm

### QUADRO L 950

#### MA 220 x 90 mm

<b>Item no.</b>	<b>8775</b>	<b>8795</b>
<b>Dimensions</b>	467 x 300 x 92 mm	577 x 300 x 92 mm
<b>Air flow rate</b>	750 m³/ h	950 m³/ h
<b>Connection voltage</b>	210 - 250 Volt	210 - 250 Volt
<b>Motor connection</b>	220 x 90 mm	220 x 90 mm
<b>Weight</b>	5.7 kg	6.5 kg
<b>packaging dimensions</b>	610 x 310 x 140 mm	610 x 310 x 140 mm
<b>packaging unit</b>	1 Piece	1 Piece
<b>Plug / cable</b>	Schuko/ 150 cm	Schuko/ 150 cm

Contact time / flow velocity: depending on degree of soiling 0.1-1 sec, 2 min / max.

pressure difference: at 2 m/s flow, 100 Pa

Electrical operation: primary: 210-250 V, 50Hz | secondary: HV approx. 5 KV, 10 Watt

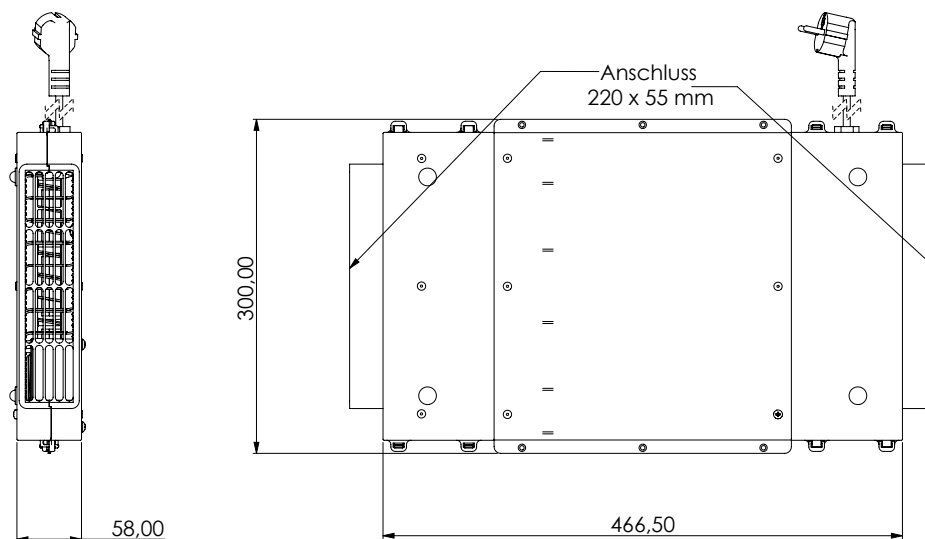
Power consumption: max. 10 Watt, max. 3.65 KW p.a. | Standby consumption: max. 0.5 Watt

Subject to technical changes!



# aira<sup>®</sup>

## QUADRO slimline | Product Info



### QUADRO 800 slimline MA 220 x 55 mm



<b>Item no.</b>	<b>8782</b>
<b>Dimensions</b>	467 x 300 x 58 mm
<b>Air flow rate</b>	800 m <sup>3</sup> /h
<b>Connection voltage</b>	210 - 250 Volt
<b>Motor connection</b>	220 x 58 mm
<b>Weight</b>	4.0 kg
<b>packaging dimensions</b>	660 x 310 x 110 mm
<b>packaging unit</b>	1 Piece
<b>Plug / cable</b>	Schuko/150 cm

#### Included in delivery:

**Item no. 7542** (Adapter | 220 x 90 / 220 x 55, eccentric)

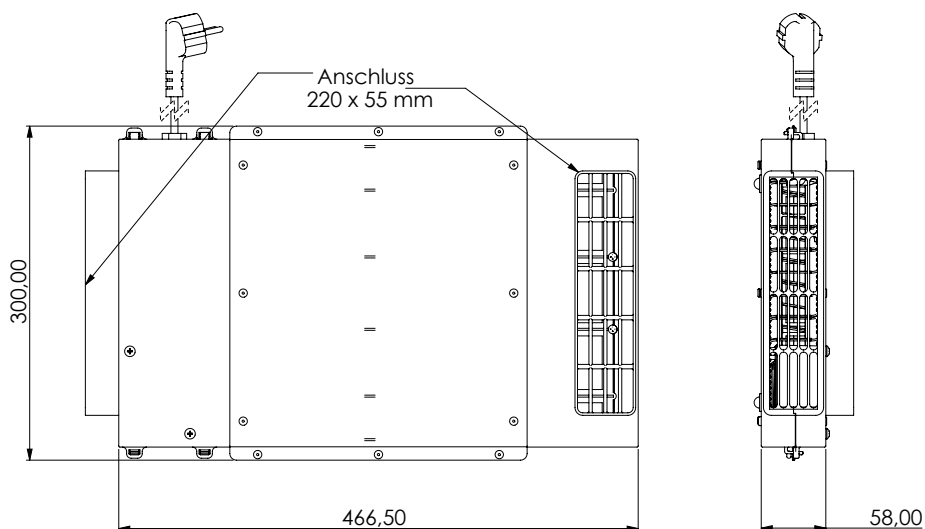
**7543** (Wide trunking connector 220 x 55)

Contact time / flow velocity: depending on degree of soiling 0.1-1 sec, 2 min / max.  
 pressure difference: at 2 m/s flow, 100 Pa  
 Electrical operation: primary: 210-250 V, 50Hz | secondary: HV approx. 5 KV, 10 Watt  
 Power consumption: max. 10 Watt, max. 3.65 KW p.a. | Standby consumption: max. 0.5 Watt  
 Subject to technical changes!





## QUADROL slimline | Product Info



### QUADROL L 800 slimline MA 220 x 55 mm



<b>Item no.</b>	<b>8781</b>
<b>Dimensions</b>	467 x 300 x 58 mm
<b>Air flow rate</b>	800 m <sup>3</sup> / h
<b>Connection voltage</b>	210 - 250 Volt
<b>Motor connection</b>	220 x 58 mm
<b>Weight</b>	4.0 kg
<b>packaging dimensions</b>	660 x 310 x 110 mm
<b>packaging unit</b>	1 Piece
<b>Plug / cable</b>	Schuko/ 150 cm

#### Included in delivery:

**Item no. 7542** (Adapter | 220 x 90 / 220 x 55, eccentric)

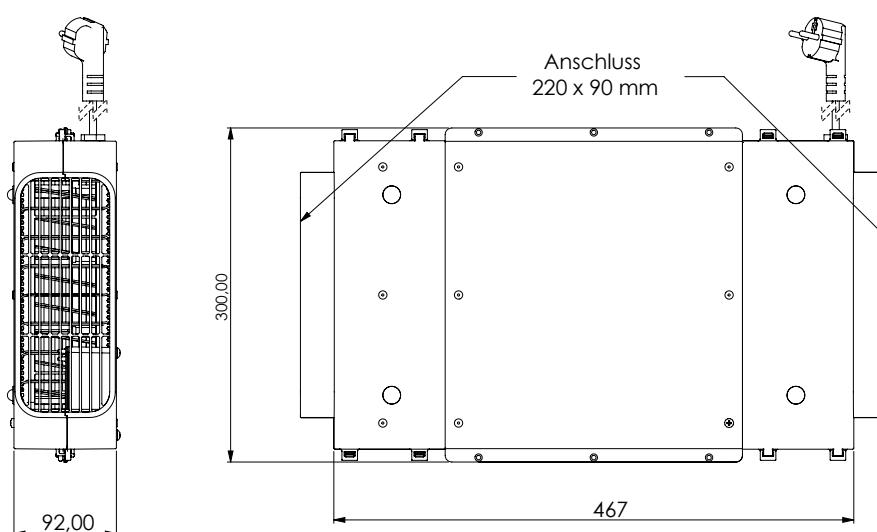
**7543** (Wide trunking connector 220 x 55)

Contact time / flow velocity: depending on degree of soiling 0.1-1 sec, 2 min / max.  
 pressure difference: at 2 m/s flow, 100 Pa  
 Electrical operation: primary: 210-250 V, 50Hz | secondary: HV approx. 5 KV, 10 Watt  
 Power consumption: max. 10 Watt, max. 3.65 KW p.a. | Standby consumption: max. 0.5 Watt  
 Subject to technical changes!



# aira®

## QUADRO silent | Product Info



### QUADRO 800 silent MA 220 x 90 mm



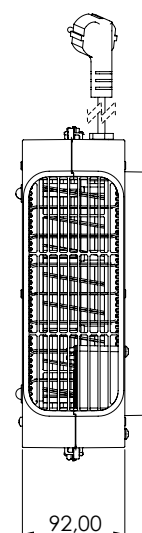
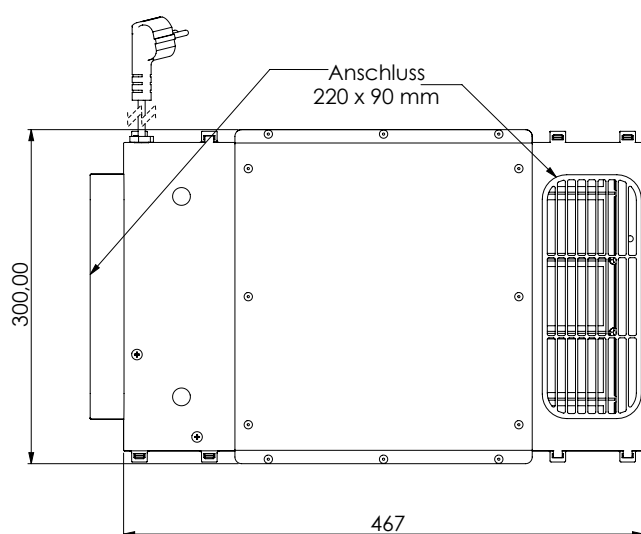
<b>Item no.</b>	<b>8783</b>
<b>Dimensions</b>	467 x 300 x 92 mm
<b>Air flow rate</b>	800 m <sup>3</sup> / h
<b>Connection voltage</b>	210 - 250 Volt
<b>Motor connection</b>	220 x 90 mm
<b>Weight</b>	5.0 kg
<b>packaging dimensions</b>	610 x 310 x 110 mm
<b>packaging unit</b>	1 Piece
<b>Plug / cable</b>	Schuko/ 150 cm
<b>sound cushioning</b>	3 dB (A) - (MW)

Contact time / flow velocity: depending on degree of soiling 0.1-1 sec, 2 min / max.  
 pressure difference: at 2 m/s flow, 100 Pa  
 Electrical operation: primary: 210-250 V, 50Hz | secondary: HV approx. 5 KV, 10 Watt  
 Power consumption: max. 10 Watt, max. 3.65 KW p.a. | Standby consumption: max. 0.5 Watt  
 Subject to technical changes!



# aira®

## QUADRO L silent | Product Info



### QUADRO L 750 silent MA 220 x 90 mm



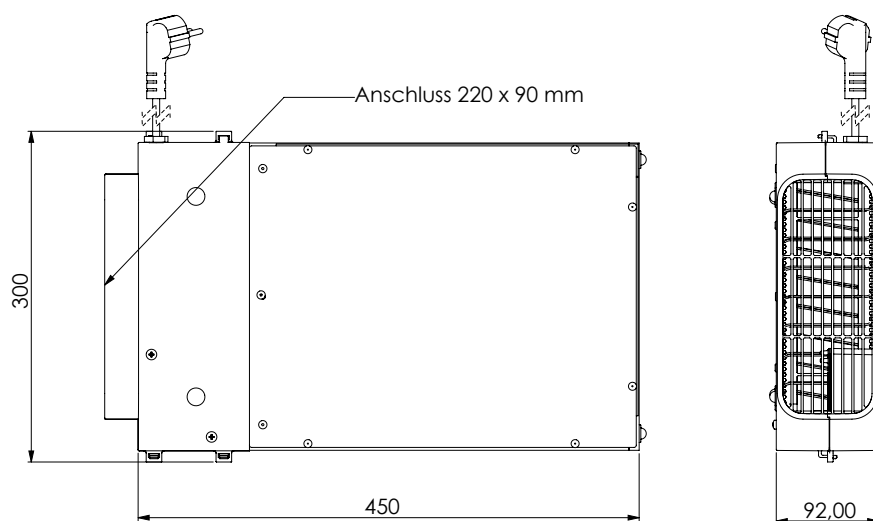
<b>Item no.</b>	<b>8776</b>
<b>Dimensions</b>	467 x 300 x 92 mm
<b>Air flow rate</b>	750 m³/ h
<b>Connection voltage</b>	210 - 250 Volt
<b>Motor connection</b>	220 x 90 mm
<b>Weight</b>	5.7 kg
<b>packaging dimensions</b>	610 x 310 x 140 mm
<b>packaging unit</b>	1 Piece
<b>Plug / cable</b>	Schuko/ 150 cm
<b>sound cushioning</b>	3 dB (A) - (MW)

Contact time / flow velocity: depending on degree of soiling 0.1-1 sec, 2 min / max.  
 pressure difference: at 2 m/s flow, 100 Pa  
 Electrical operation: primary: 210-250 V, 50Hz | secondary: HV approx. 5 KV, 10 Watt  
 Power consumption: max. 10 Watt, max. 3.65 KW p.a. | Standby consumption: max. 0.5 Watt  
 Subject to technical changes!



# aira®

## QUADRO soft | Product Info



### QUADRO 800 soft MA 220 x 90 mm

<b>Item no.</b>	<b>8784</b>
<b>Dimensions</b>	450 x 300 x 92 mm
<b>Air flow rate</b>	800 m³/ h
<b>Connection voltage</b>	210 - 250 Volt
<b>Motor connection</b>	220 x 90 mm
<b>Weight</b>	6.5 kg
<b>packaging dimensions</b>	660 x 310 x 110 mm
<b>packaging unit</b>	1 Piece
<b>Plug / cable</b>	Schuko/150 cm

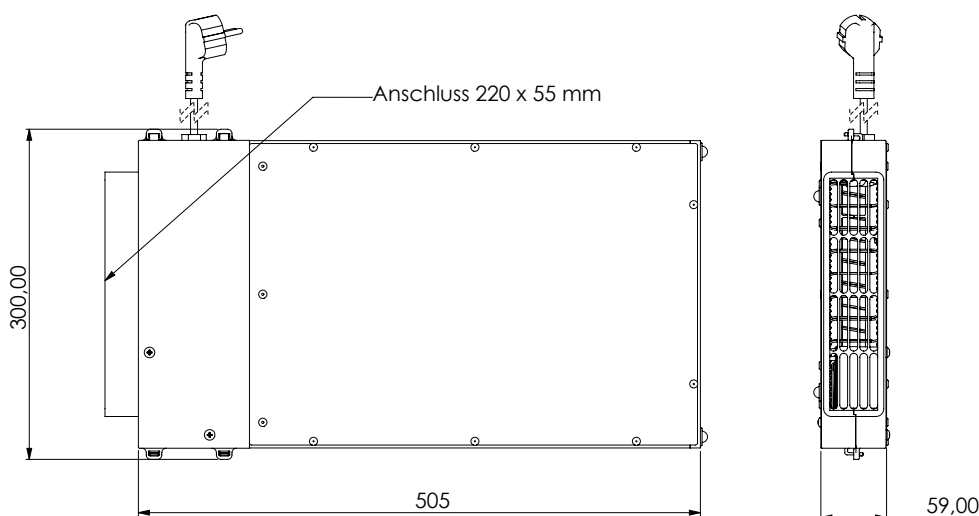
Contact time / flow velocity: depending on degree of soiling 0.1-1 sec, 2 min / max.  
 pressure difference: at 2 m/s flow, 100 Pa  
 Electrical operation: primary: 210-250 V, 50Hz | secondary: HV approx. 5 KV, 10 Watt  
 Power consumption: max. 10 Watt, max. 3.65 KW p.a. | Standby consumption: max. 0.5 Watt  
 Subject to technical changes!







## QUADRO soft slimline | Product Info



### QUADRO 800 soft slimline MA 220 x 90 mm



<b>Item no.</b>	<b>8785</b>
<b>Dimensions</b>	505 x 300 x 59 mm
<b>Air flow rate</b>	800 m³/ h
<b>Connection voltage</b>	210 - 250 Volt
<b>Motor connection</b>	220 x 55 mm
<b>Weight</b>	4.0 kg
<b>packaging dimensions</b>	660 x 310 x 110 mm
<b>packaging unit</b>	1 Piece
<b>Plug / cable</b>	Schuko/150 cm

#### Included in delivery:

**Item no. 7542** (Adapter | 220 x 90 / 220 x 55, eccentric)

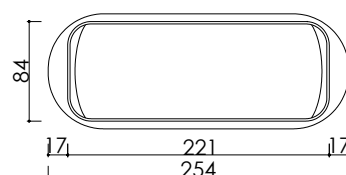
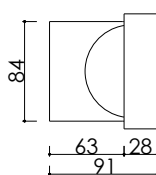
**7543** (Wide trunking connector 220 x 55)

Contact time / flow velocity: depending on degree of soiling 0.1-1 sec, 2 min / max.  
 pressure difference: at 2 m/s flow, 100 Pa  
 Electrical operation: primary: 210-250 V, 50Hz | secondary: HV approx. 5 kV, 10 Watt  
 Power consumption: max. 10 Watt, max. 3.65 KW p.a. | Standby consumption: max. 0.5 Watt  
 Subject to technical changes!

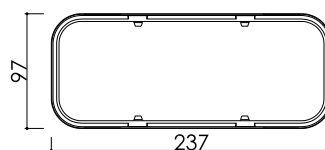
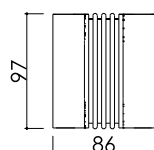





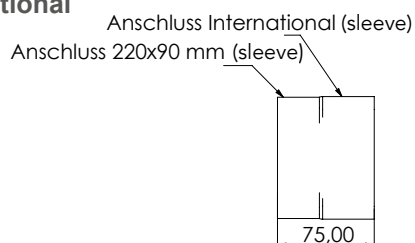

**Bora-Adapter in Connection with QUADRO connector | Item no. 7577**




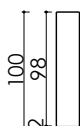
**QUADRO universal connector | Item no. 7557\_Flex**



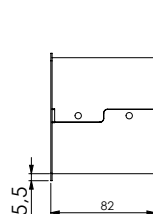
**QUADRO Adapter International  
Item no. 7569**



**QUADRO bracket | Item no. 7017**

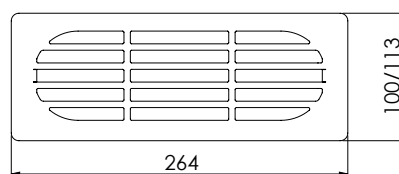


**QUADRP cover (ventilation grille 100 mm)  
Item no. 7026 | 7026\_black | 7026\_white**



**QUADRO (ventilation grille 113 mm)  
Item no. 7025 | 7025\_black | 7025\_white**

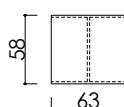
Einschub für MA Flachkanal 220x90 mm



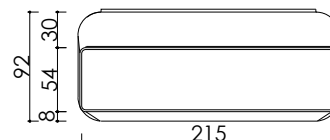
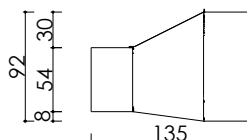
# aira®

## QUADRO slimline | Accessories

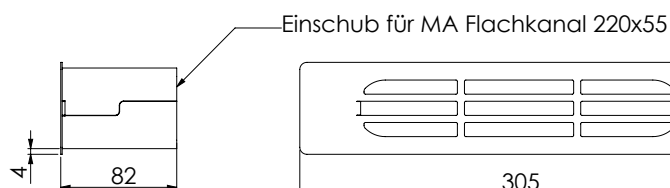
**QUADRO slim wide trunking connector** | included with all QUADRO slim models | [Item no. 7543](#)



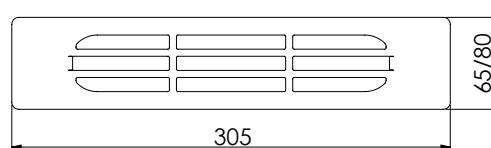
**QUADRO slim adapter (F-Top 150)** | included with all QUADRO slim models  
[Item no. 7542](#)



**QUADRO slim cover (ventilation grille 80 mm)**  
[Item no. 7567](#) | [7567\\_black](#) | [7567\\_white](#)



**QUADRO slim (ventilation grille 65 mm)**  
[Item no. 7568](#) | [7568\\_black](#) | [7568\\_white](#)

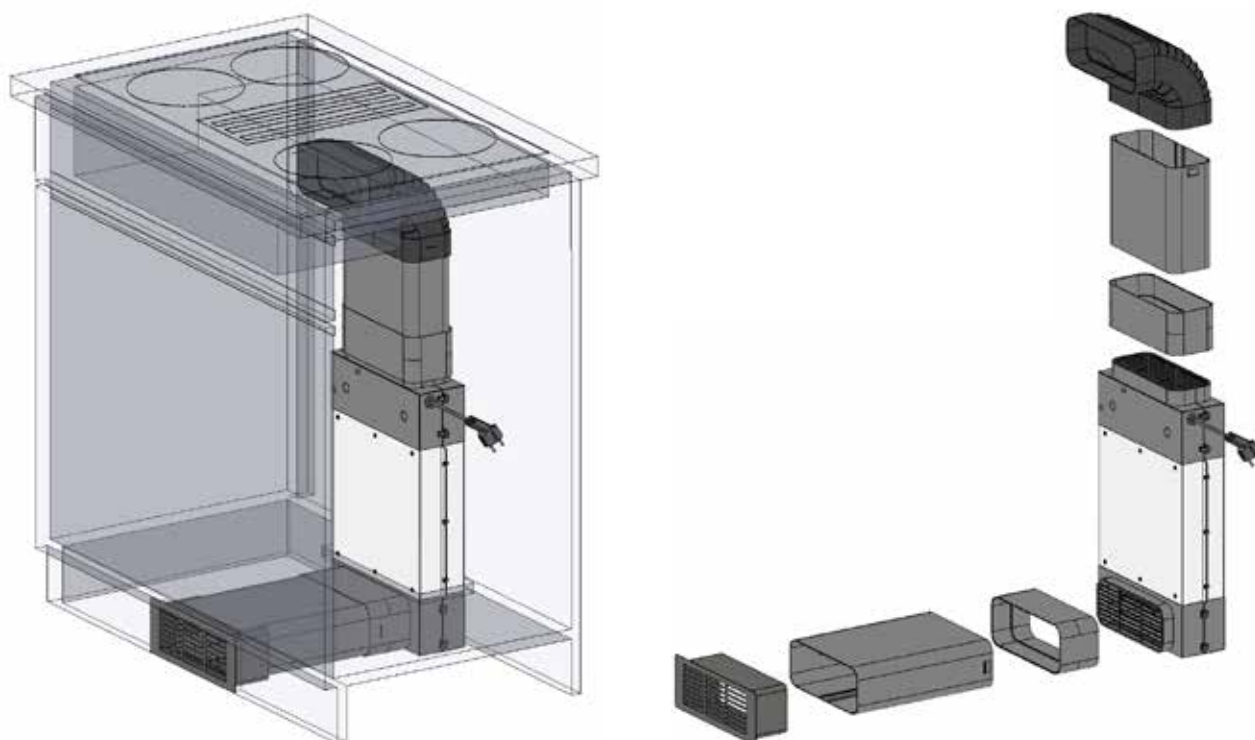


## **aira®** **QUADRO** | Assembly instructions

1. The **aira® QUADRO** filter – with the Quadro variations L, soft, silent – can be installed in almost any position (horizontal, vertical, upright, etc.). The only crucial factor is the correct positioning of the motor side and the resulting outlet.
2. Depending on the components used, the connections may need to be sealed.

One of several possible configurations (depending on initial conditions):

– Example based on a **QUADRO L 750** –



The **QUADRO** product range is compatible with all standard 220 x 90/89 mm flat duct systems. The plasma filter's inlets and outlets are designed to fit the duct dimensions. For connection, as with a standard flat duct, a corresponding component with a moulded sleeve is required. Depending on the components used, the connections may need to be sealed. Connection elements used in this installation example:

2x flat duct 220 x 90

2x flat duct connector

1x flat duct pipe bend vertical 90°

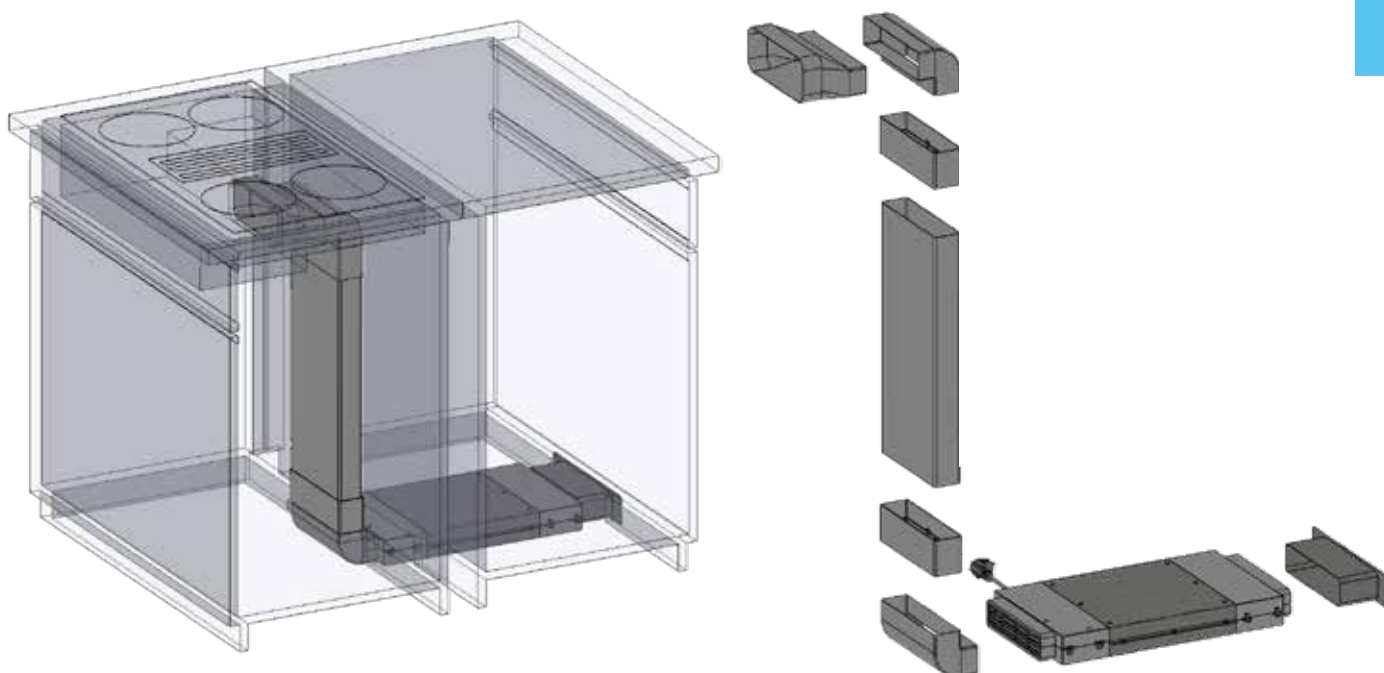


## **aira**<sup>®</sup> QUADRO slimline | Assembly instructions

1. The **aira**<sup>®</sup> **QUADRO slimline** filter – with the Quadro slimline variations L, soft – can be mounted in almost any position (horizontal, vertical, upright, etc.). The only crucial factor is the correct positioning of the motor side and the resulting output.
2. Depending on the components used, the connections may need to be sealed.

One of several possible configurations (depending on the initial conditions):

– Example based on a **QUADRO 800 slimline** –



The **QUADRO slim** product range is compatible with all standard 220 x 55 mm flat duct systems.

The plasma filter's inlets and outlets are designed to fit the duct dimensions. As with a standard flat duct, a corresponding component with a moulded sleeve is required for connection.

Depending on the components used, the connections must be sealed. Connection elements used in this installation example: 1x adapter 220 x 90 to 220 x 55 ( Depending on the components used, the connections may need to be sealed. Connection elements used in this installation example:

1x adapter 220 x 90 to 220 x 55 (1x included in delivery for all Quadro slim products)

1x flat duct 220 x 55 2x flat duct connectors (1x included in delivery for all Quadro slim products)

2x flat duct pipe bends, vertical 90°

## Notes on Operation

For optimum room air purification, it is essential that your extractor hood is sufficiently ventilated and adapted to the respective steam development:

- Start your extractor hood at level 1 or 2 10 minutes before you start cooking.
- After the cooking process has finished, the extractor hood must run on level 1 or 2 for at least 15 minutes.
- If the room volume exceeds 50 m<sup>3</sup> (width x length x height = room volume), the run-on time should be at least 15 minutes.
- The distance between the filter and furnishings should be at least **10 mm**.
- When using grills or deep fryers, please double the runtime of the after-ventilation.
- **The grease filter of the extractor hood should have at least 8 layers.**

**The aira® module functions as an air purifier even at low speed, cleaning the air not only of kitchen fumes and odors, but also of all types of allergens, bacteria, pollen, and viruses, thus ensuring healthy indoor air.**

## Care and maintenance

If the **aira®** filter module is installed in accordance with the installation instructions, it does not require any maintenance. The aira filter module starts the automated cleaning process as soon as it is in operation.

**The aira® filter module is maintenance-free. However, make sure that the grease filter of your extractor hood is cleaned regularly and is free of grease.**

## Warranty services and conditions

We at AVITANA® are delighted that you have purchased one of our high-tech modules and are convinced that your living comfort will be enhanced by the fresh and purified air.

We grant a **60-month guarantee** on our products provided that they are installed correctly and professionally. **It is essential that the pre- and post-installation times of the extractor hood are observed.**

If you still have reasons for complaint, please contact your dealer, who will then contact us. Together we will find a good solution.

**NOTE: If the aira® filter is not installed in accordance with these instructions, the warranty claim for the aira® filter will be void with immediate effect! All aira® filter modules listed in these instructions are plug-in products.**

**Please follow the installation instructions.**